










PROFILE	THICKNESS	OVERALL WIDTH	COVERING WIDTH	VISIBLE OVERLAP	AVAILABLE LENGTHS	STANDARD PLANKS PER BUNDLE		
<b>WEATHERBOARD</b> Available wood species: Spruce, Pine 	9mm (11/32")	95mm (3 3/4")	85mm (3 11/32")	3mm (1/8")	800 - 5700mm	6	9	
	9mm (11/32")	97mm (3 25/32")	92mm (3 5/8")	8mm (5/16")	800 - 5700mm	6	9	
<b>SOFTLINE</b> Available wood species: Spruce, Pine 	10mm (13/32")	96mm (3 25/32")	88mm (3 15/32")	2.5mm (3/32")	800 - 5700mm	5	7	10
	10mm (13/32")	96mm (3 25/32")	88mm (3 15/32")	8mm (5/16")	800 - 5700mm	5	10	
	12mm (15/32")	121mm (4 3/4")	113mm (4 7/16")	10mm (13/32")	800 - 5700mm	8		
	14mm (9/16")	121mm (4 3/4")	113mm (4 7/16")	10mm (13/32")	800 - 5700mm	5	6	
<b>V-GROOVE</b> Available wood species: Spruce, Pine 	7mm (9/32")	93mm (3 21/32")	88mm (3 15/32")	none	800 - 5700mm	5	6	10
	9mm (11/32")	93mm (3 21/32")	88mm (3 15/32")	none	800 - 5700mm	8	10	
	10mm (13/32")	96mm (3 25/32")	88mm (3 15/32")	none	800 - 5700mm	5	7	10
	10mm (13/32")	121mm (4 3/4")	113mm (4 7/16")	none	800 - 5700mm	7	8	9
	12mm (15/32")	96mm (3 25/32")	88mm (3 15/32")	none	800 - 5700mm	10		
	12mm (15/32")	121mm (4 3/4")	113mm (4 7/16")	none	800 - 5700mm	8		
<b>DUTCH</b> Available wood species: Spruce, Pine 	7mm (9/32")	93mm (3 21/32")	88mm (3 15/32")	10mm (13/32")	800 - 5700mm	5	6	10
	10mm (13/32")	96mm (3 25/32")	88mm (3 15/32")	8mm (5/16")	800 - 5700mm	5	7	
	12mm (15/32")	96mm (3 25/32")	88mm (3 15/32")	10mm (13/32")	800 - 5700mm	7	8	
	12mm (15/32")	121mm (4 3/4")	113mm (4 7/16")	10mm (13/32")	800 - 5700mm	8		
	15mm (19/32")	96mm (3 25/32")	88mm (3 15/32")	10mm (13/32")	800 - 5700mm	7	8	
<b>SINGLE BEADED</b> Available wood species: Spruce, Pine 	7mm (9/32")	93mm (3 21/32")	88mm (3 15/32")	none	800 - 5700mm	5	6	10
<b>DOUBLE BEADED</b> Available wood species: Spruce, Pine 	7mm (9/32")	93mm (3 21/32")	88mm (3 15/32")	none	800 - 5700mm	5	6	10
	10mm (13/32")	96mm (3 25/32")	88mm (3 15/32")	none	800 - 5700mm	5	7	10
<b>PICKWICK</b> Available wood species: Spruce, Pine 	7mm (9/32")	93mm (3 21/32")	88mm (3 15/32")	none	800 - 5700mm	5	6	
<b>REVERSIBLE</b> Available wood species: Spruce, Pine 	7mm (9/32")	93mm (3 21/32")	88mm (3 15/32")	none	800 - 5700mm	5	6	10

Please note:  
 Metric dimensions are leading. Imperial dimensions are converted to the closest 1/32".  
 On request, HARTT can supply economy grade wood for certain profiles.  
 Drawings are HARTT property, unauthorized reproduction is prohibited.  
 HTTA4203

AVAILABLE SPECIES: SPRUCE, PINE



Please note:  
V-groove profile shown in grade images above.  
On request Hartt can supply custom mix grade & economy grade for certain profiles.